



# Door Styles

## DOORS PREPARED FOR GLASS - CONTACT DEALER FOR PRICING

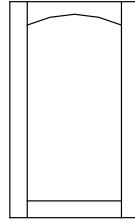
Design notes for all doors prepped for glass (glass not included).  
 • No intermediate rail on double panel door.  
 • Sonoma door will be Shaker style

- Milan door will be Plymouth style.
- Savannah and Portsmouth doors will not include rope moldings.
- Dresden and Mission doors will not include the vertical center strip.


Door Styles

### CUTOUT DOORS

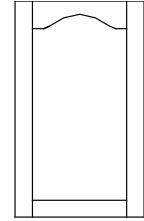
CUTOUT DOORS (OPT #651 or select thru finished interior modification)



Cutout Arch




Cutout Square



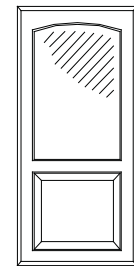
Cutout Cathedral

### REMOVE BOTTOM/TOP PANELS

**BOTTOM C/O:**  
 Remove bottom panel (OPT#663 or select thru finished interior modification).  
 36", 42" tall walls and others as noted only.



Remove bottom panel



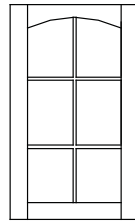
Remove top panel

**TOP C/O**  
 Remove top panel (OPT#664 or select thru finished interior modification).  
 36", 42" tall walls and others as noted only.

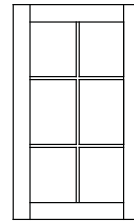
### MULLION DOORS

MULLION DOORS (OPT #650 or select thru finished interior modification).

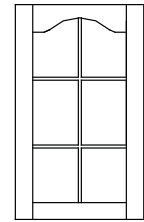
- 12" and wider cabinets only
- Stafford, Rockford, Wexford, Oxford, Hartford, Langford, and Bedford door styles will not include the applied molding



Mullion Arch



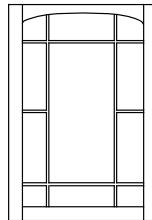
Mullion Square



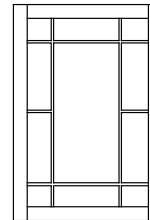
Mullion Cathedral

### LATTICE DOORS

LATTICE DOORS (OPT #652 or select thru finished interior modification).  
 • Arched and square door only  
 • Short center pieces in 36" or 42" tall doors only  
 • 13-1/2" and wider cabinets only. Also not available on 24" wide butt door cabinets.  
 • Stafford, Rockford, Wexford, Oxford, Hartford, Langford, and Bedford door styles will not include the applied molding



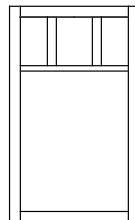
Lattice Arch



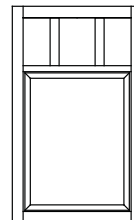
Lattice Square

### PRAIRIE DOORS/TRANSOM DOORS

PRAIRIE DOORS - OPT #648  
 TRANSOM DOORS - OPT #649  
 or select thru finished interior modification.  
 • 12" and wider cabinets only  
 • 24" tall cabinets and taller only  
 • Square door styles only  
 • Transom doors not available on Presidential door styles  
 • Stafford, Rockford, Wexford, Oxford, Hartford, Langford, and Bedford door styles will not include the applied molding



Prairie



Transom